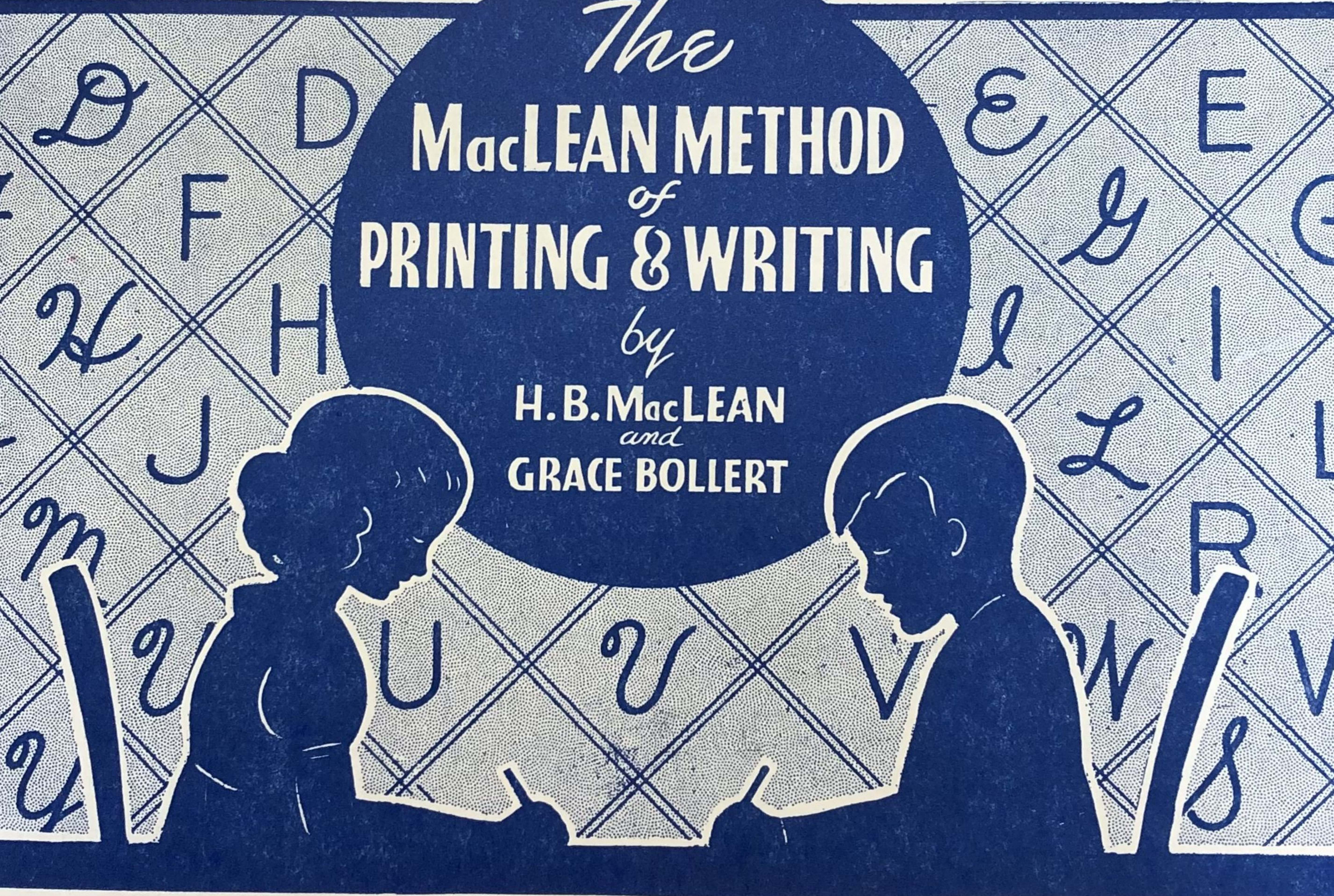





# My Second Printing Book

Name \_\_\_\_\_

*The*  
**MacLEAN METHOD**  
*of*  
**PRINTING & WRITING**  
*by*  
**H. B. MacLEAN**  
*and*  
**GRACE BOLLERT**




Children will want to print stories of excursions and other experiences they have had. They should be encouraged to compare with the models in this book some of the stories they print in connection with their activities.




One day we went to  
a farm. There were  
cows and horses in  
the fields.

Children should be taught that each line of a poem begins with a capital letter. Pupils may practise on paper and then record their best efforts on this page. Direct pupils' attention to the vertical down strokes. Commend light printing.



A brown owl sat  
In a big oak tree.  
"Who, who are you?"  
He said to me.

This page is intended to help the pupil to evaluate his own printing. The teacher should read these directions with the pupils, and see that each child understands what he is expected to do before he begins to print.



On this page there is a story for you to print. Follow these directions:

1. See that you have a good pencil.
2. Sit up straight and comfortably.
3. Hold your pencil easily.
4. Let your pencil glide over the paper.
5. Print the story once.

Then look at your printing and answer these questions:

1. Do the small letters fill one space?
2. Are the down strokes straight?
3. Did you put your letters close together?
4. Did you leave the proper spaces between the words?
5. Did you print lightly?


Put a green circle around your best words.

Put a red circle around the words you need to practise.

Now print the story again to see if you can do better.

The little black puppy  
tried to catch his tail.

This page is intended to help the child judge his speed in printing. The teacher should discuss with pupils the value of being able to print quickly, and then read directions with the pupils. Every pupil should know what he is expected to do before he begins to print.



There is a story on this page.

Can you print this story in one minute?

Your teacher will tell you when to begin and when to stop.

If you finish printing the story before you are told to stop,

start the story again and print as much as you can.


Count how many letters you printed in one minute.

I printed \_\_\_\_\_ letters in one minute.

Would you like to try this again next month?


A frisky squirrel ran  
up and down a big  
maple tree.

This page may be correlated with Springtime nature activities. Pupils should practise on other paper and record their best effort here.



It is spring.  
The flowers are  
coming out.

This page should be used in connection with a Health lesson. Direct attention again to the capital at the beginning of each line.



Go to bed early,  
Wake up with glee.  
Go to bed late,  
As cross as can be.

COPYRIGHT, CANADA  
BY H. B. MACLEAN  
VANCOUVER, B.C.

38M. 1963

PUBLISHED BY  
CLARKE & STUART CO. LTD.  
VANCOUVER, B.C.

010 29 2 b